Monitoring using a 'Learning Based Management Approach'

An Evaluative Thinking based logical framework process

A specific case – Public Policy Information Monitoring and Advocacy Programme (PPIMA)



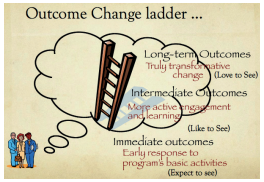

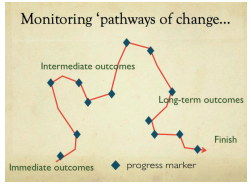

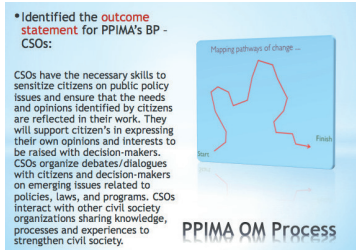

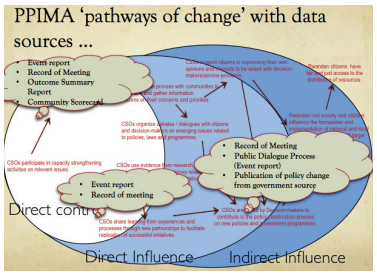

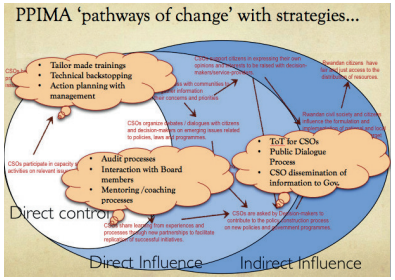

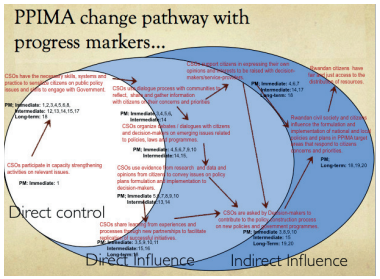

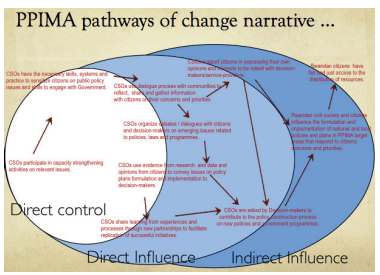

Examples from PPIMA progress marker set...

- **Immediate Outcomes** - CSOs will:
  1. receive capacity building on specific tailor-made areas.
  3. formulate and use strategies, and processes for implementation of activities.
  4. transfer acquired skills and knowledge to their boundary partners
- **Intermediate Outcomes** - CSOs will:
  14. support citizens in gathering information on issues relevant to them.
  15. using research findings/evidence to advocate and influence policies at different levels.
  17. support citizens to organize and facilitate their own public forums.
- **Long-term Outcomes** - CSOs will:
  18. facilitate agreement between citizens and decision-makers.
  19. receive response from government on advocacy initiates.
  20. provide information on citizen's needs, concerns and priorities.
  that is incorporated in government policies and or programmes

PPIMA Data collection processes

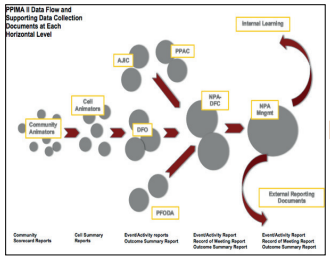

Data Identification Platform Information for: PPIMA II		
Boundary Partner Outcome Statement: CSOs have the necessary skills to sensitize citizens on public policy issues and ensure that the needs and opinions identified by citizens are reflected in their work. They will support citizens in expressing their own opinions and interests to be raised with decision-makers. CSOs organize debates/dialogues with citizens and decision-makers on emerging issues related to policies, laws, and programs. CSOs interact with other civil society organizations sharing knowledge, processes and experiences to strengthen civil society.		
Progress Marker (PM)	3	CSOs formulate and use strategies, tools and processes for implementation activities. (2)
Constraining Factors		• Poor planning processes • Lack of motivation of CSO • Poor or inappropriate training processes used to train CSO • CSOs lack organizational capacity to implement tools and processes
Strategies to be Used		• Regular mentoring and coaching processes used • Tailor-made follow-up training (intermediate or advanced training)
Data Source(s) to show attainment of PM		• Emails to/from CSOs; Formal letters • Training report • Monitoring report on training (NPA staff) • (Report on mentoring process)



Organization name

Event Report Form

Title of Event:

Date and Place of Event: Duration of Event:

Authors of Report: Destination (who should receive the report),

XXXXX partners who participated in event:

External partners/individuals/organizations who participated in the event:

Total number of participants (M/F) at the event:

Type of the Event:

YES/NO - Event is part of a Community Visit Community Name _____

Check relevant box.

Debate ☐ Dialogue Session ☐ Training ☐ Workshop ☐ Focus Group (evaluative) ☐

Discussion Group (informative) ☐ Conference ☐ Exhibition (mobile) ☐

Exhibition (Permanent) ☐ Public Event ☐ Performance Event ☐

Other ☐ _____

What were the objectives of the event? (Captured from concept note, proposal or other...)

Organization name

What were the results of the event?

- What outputs were produced (conference report, manuals, questionnaires...)
- Describe any change in the actions, practices or relationships in the boundary partner (outcomes)

Describe how effective the implementation strategies used were and why?

What challenges were encountered (logistical/process, content)?

What lessons have been learned regarding conceptual and /or logistical issues?

Which progress marker does this event fall under (re: outcomes)?

What follow up actions need to be undertaken?

Valuable Quotes / Testimonies

- Something a participant says allowing to build a story
- Something a participant says that shows the impact of
- Something a participant says that shows the impact of IRDP 's activities

Other Observations / Remarks

Individuals (new contacts) and key organizations met during the event

Names	Institution	Email	Telephone	Suggested Follow-up

+



Organization name

Record of Meeting Form

Authors of Report: Distribution to:

Date and Place of Meeting: Duration of Meeting:

Who was at the meeting (external individual; Boundary Partner?);

What was the purpose of the meeting?

What content was discussed at the meeting:

What significance does this meeting have for XXXX 's work (implementation and/or outcomes)?

How effective were the strategies used to plan for and undertake this meeting?

What follow-up actions and/or activities need to be planned?

Which progress marker does this meeting fall under?

What materials were distributed?

Valuable Quotes/ Testimonies

Other Observations / Remarks

Individuals (new contacts) and key organizations(s) at the meeting.

Names	Institution	Email	Telephone	Suggested Follow-up

=

Data Collection Platform Document for: NPA - PPIMA Date of Data Collection:		
Boundary Partner Outcome Statement:		
Progress Marker (PM)	#	
Description of Factors and Actors (who, what where, when, why...)		
Strategy Used and Effectiveness		
Follow-up Actions		
Sources of Evidence		

Outcome Mapping
LEARNING COMMUNITY
www.outcomemapping.ca

Kevin Kelpin
kkelpin@gmail.com